



CIRCLE C AQUATICS

FAMILY SWIM LANE RESERVATION

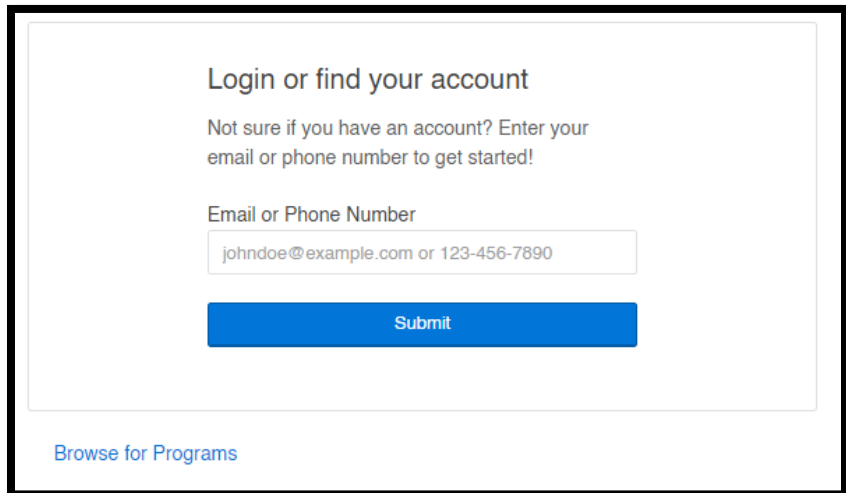
BOOKING GUIDE



Refer to this document for instructions on how to book a reservation.
Residents will need to access their Daxko Account by clicking [HERE](#).

If you have never accessed your Daxko Account, start with Step #1. If you have previously accessed your account, please proceed to Step #3

1. Enter the email address or phone number of the Primary Adult listed on the Resident Information Form that you submitted to Circle C Aquatics.



Login or find your account

Not sure if you have an account? Enter your email or phone number to get started!

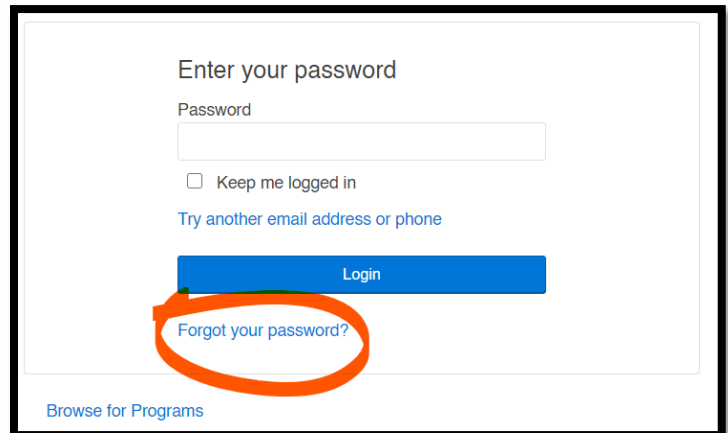
Email or Phone Number

johndoe@example.com or 123-456-7890

Submit

[Browse for Programs](#)

2. If you entered your email address, and you have not yet created a password, click the “Forgot your password?” link.



Enter your password

Password

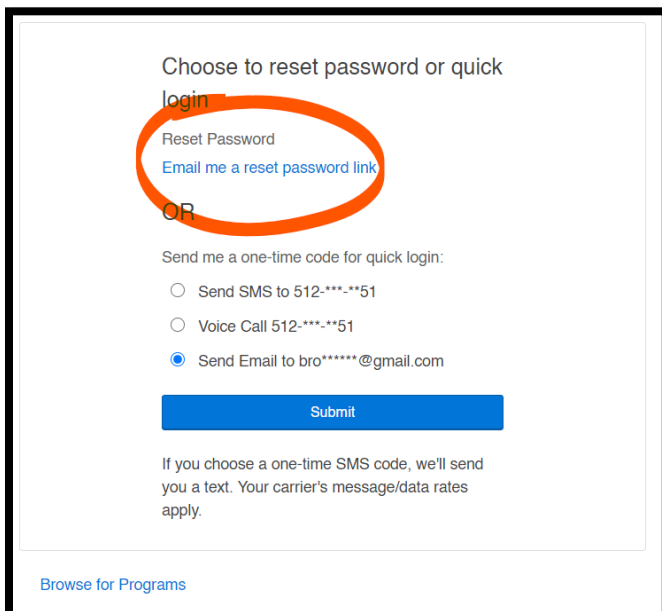
Keep me logged in

[Try another email address or phone](#)

Login

[Forgot your password?](#)

[Browse for Programs](#)



Choose to reset password or quick login

Reset Password

[Email me a reset password link](#)

OR

Send me a one-time code for quick login:

Send SMS to 512-***-**51

Voice Call 512-***-**51

Send Email to bro*****@gmail.com

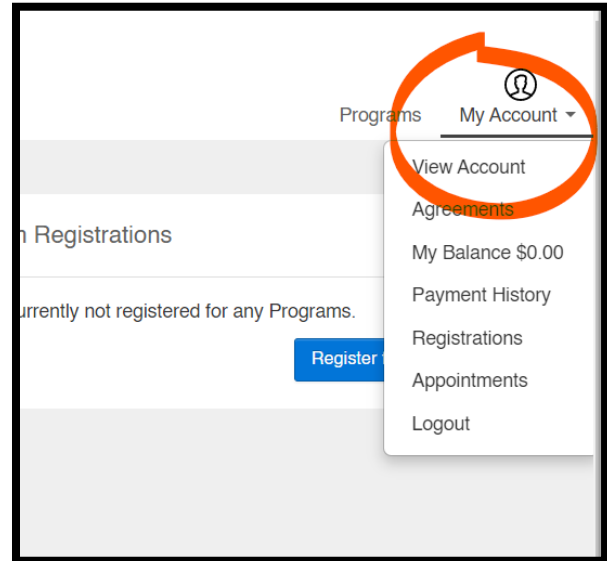
Submit

If you choose a one-time SMS code, we'll send you a text. Your carrier's message/data rates apply.

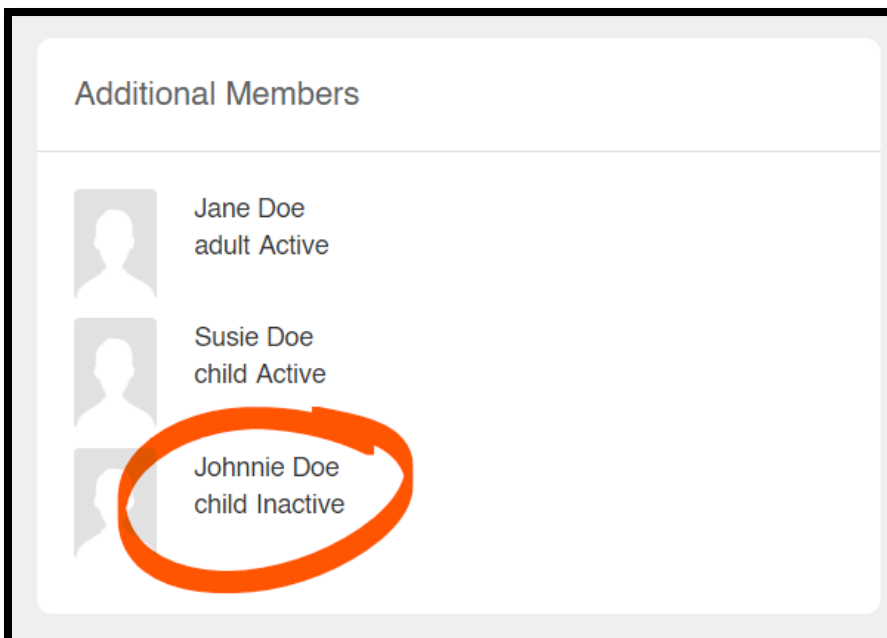
[Browse for Programs](#)

From there, click “Email me a reset password link”. You will be sent an email from customerservice@ccswim.net with information on how to reset your password. If you choose to have a one-time code sent to you for quick login, you will not be able to reset your password.

3. Once logged in, click on My Account -> View Account to view your account details.



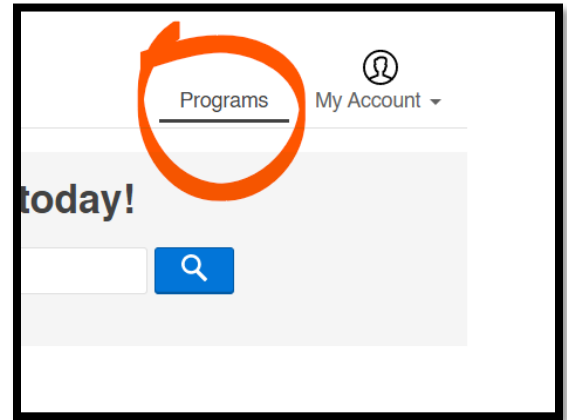
4. Verify that all members of your household are listed on your account page under “Additional Members”. If a household member that will be attending the reservation is missing from this list, you will need to submit an updated Resident Information Form to customerservice@ccswim.net. This form can be found online at www.circlecranch.com on the Aquatics Membership & Guest Policy page.



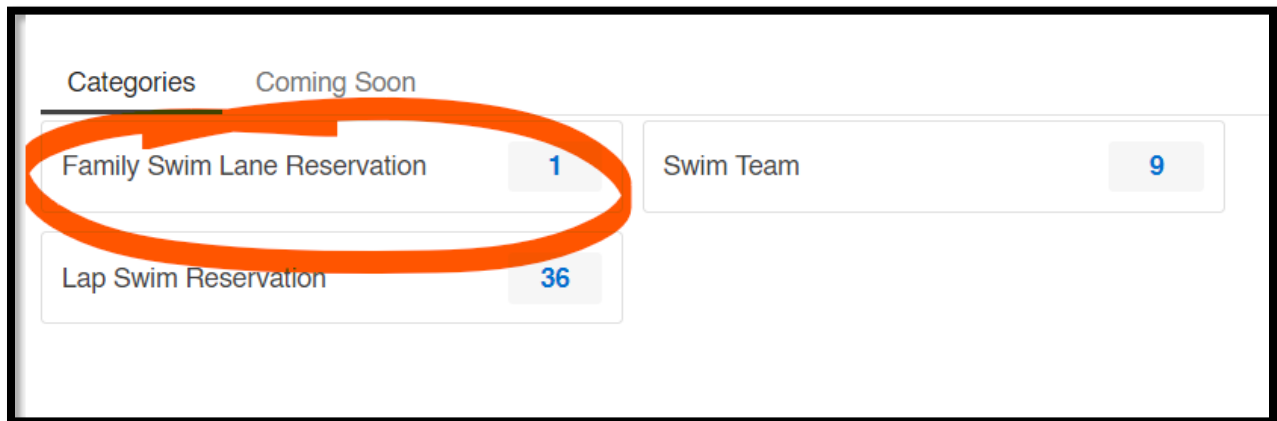
If any household member is listed as “Inactive”, we are missing Proof of Residency for that household member. Proof of Residency must be submitted prior to entry into the facility.

Entry to the facility will be denied to anyone not listed as a household member, or anyone listed as “Inactive”. Contact customerservice@ccswim.net to resolve these issues prior to booking.

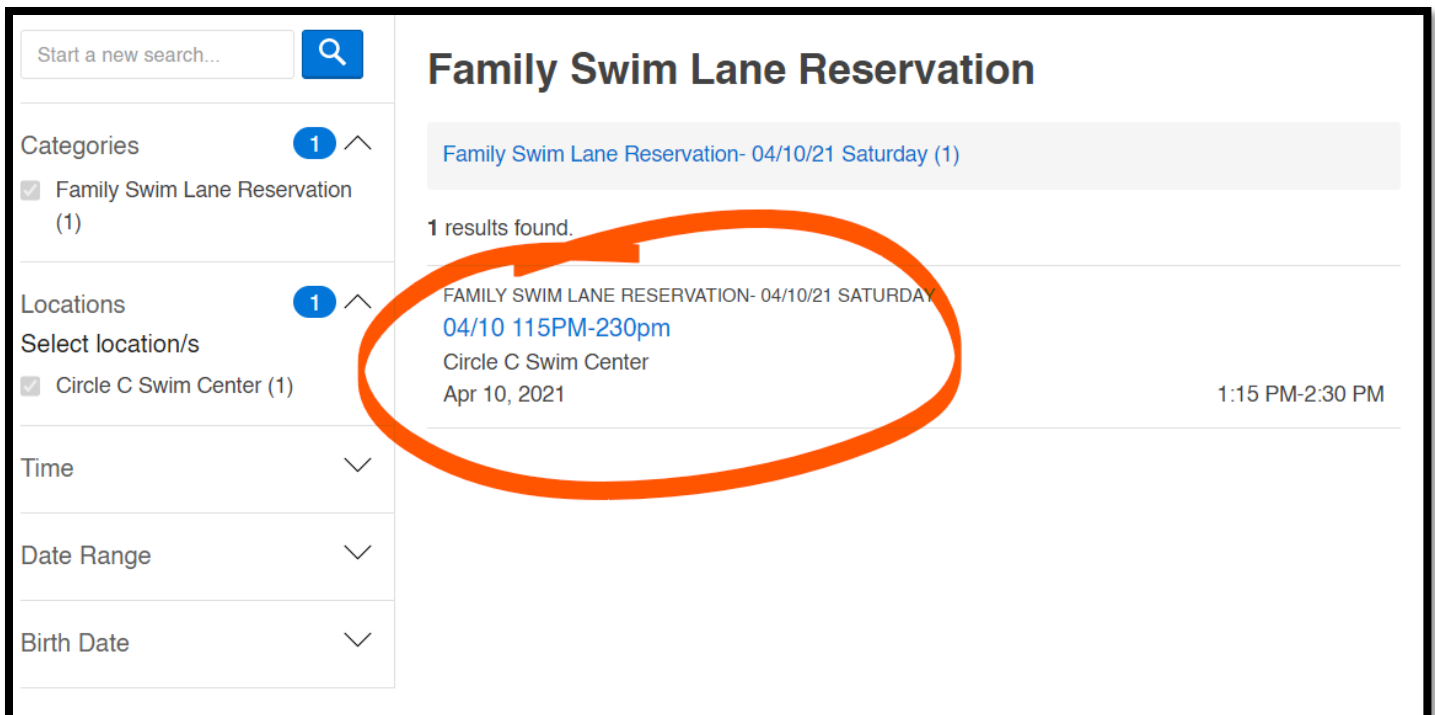
5. Click on the “Programs” tab to view all available programs, including Family Swim Lane reservations.



6. Click “Family Swim Lane Reservation” to view all available reservation slots.



7. Choose your desired reservation slot.



8. On the next page, click the "Register" button.

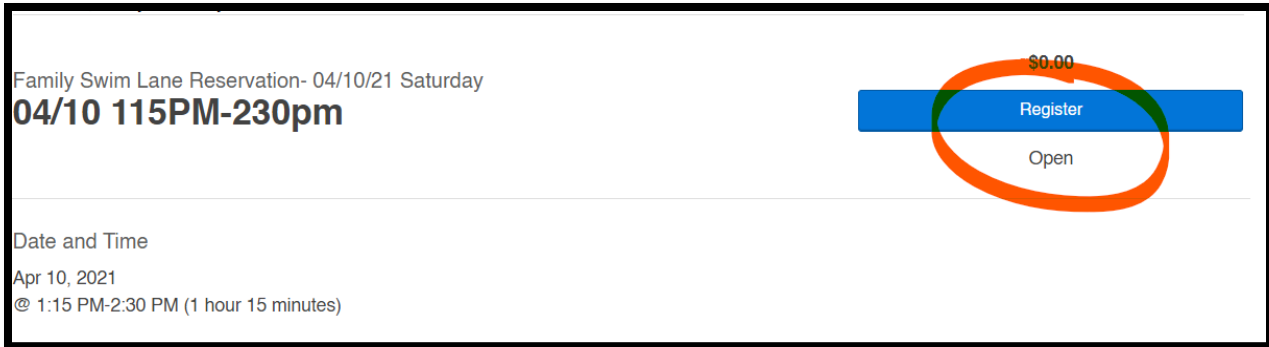
Family Swim Lane Reservation- 04/10/21 Saturday
04/10 115PM-230pm

\$0.00

Register

Open

Date and Time
Apr 10, 2021
@ 1:15 PM-2:30 PM (1 hour 15 minutes)



9. The next page will show your list of household members. Click on the adult that you would like to register as the primary adult for the reservation. Only one adult member of the household needs to be registered for the reservation.

Select Member
Family Swim Lane Reservation- 04/10/21 Saturday
04/10 115PM-230pm

Brody McKinley 40 years old	Active
Jane Doe 40 years old	Active
Susie Doe 11 years old	Active
Johnnie Doe 7 years old	Inactive



10. Next you will need to read through the COVID-19 Liability Waiver and Release.

Agreements/Waivers
Family Swim Lane Reservation- 04/10/21 Saturday
@ Brody McKinley

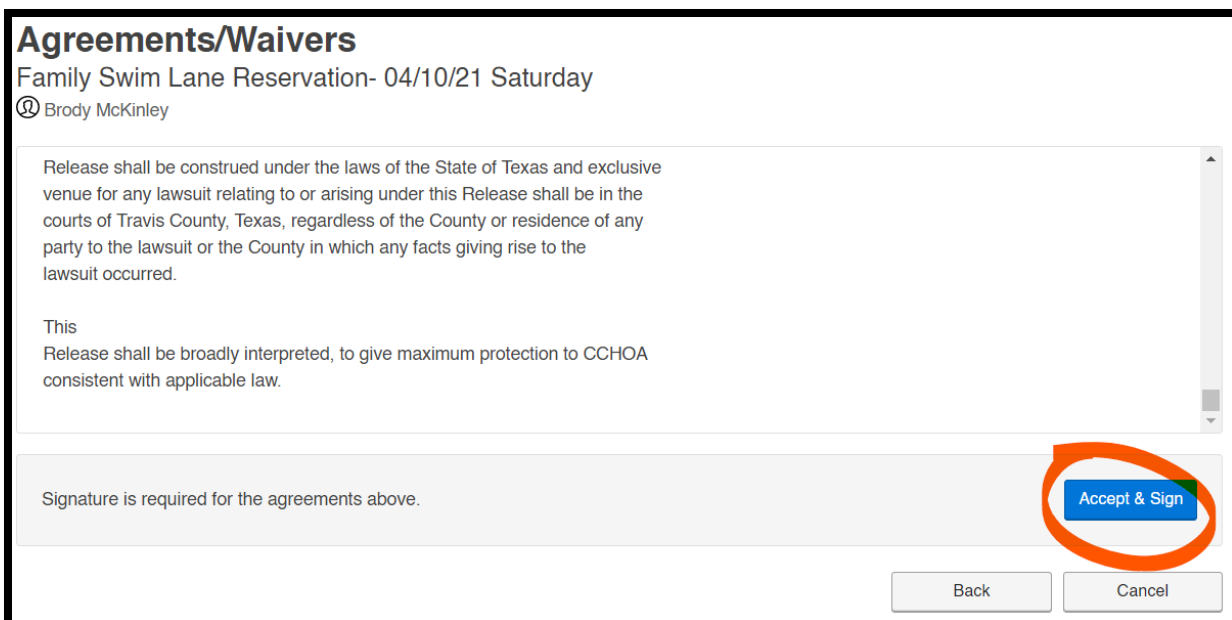
Release shall be construed under the laws of the State of Texas and exclusive venue for any lawsuit relating to or arising under this Release shall be in the courts of Travis County, Texas, regardless of the County or residence of any party to the lawsuit or the County in which any facts giving rise to the lawsuit occurred.

This Release shall be broadly interpreted, to give maximum protection to CCHOA consistent with applicable law.

Signature is required for the agreements above.

Accept & Sign

Back Cancel



11. Once you have signed and submitted the Liability Waiver, you will be taken to the “Review Registrations” page. From here, you will click on the “Next” button.

Review Registrations

Family Swim Lane Reservation- 04/10/21 Saturday
04/10 115PM-230pm
Circle C Swim Center
👤 Brody McKinley

[Add More Programs](#)


Item	Fee	Due Later	Due Today
⊗ 04/10/21 - 04/10/21	\$0.00	\$0.00	\$0.00

Enter promo code

Total Fees \$0.00
Due Today \$0.00


12. Awesome! Once you have submitted your booking registration, you will be taken to this confirmation page.

Awesome!



Thank you for registering!
Your detailed receipt has been emailed to you.

You paid \$0.00 today.

 [Print Receipt](#)


[f Share](#) [f Like us on Facebook](#)
[t Tweet](#) [t Follow us on Twitter!](#)

[Browse More Programs](#)


13. You will receive a confirmation email from customerservice@ccswim.net. The subject of the email will read "Registration Confirmation". If you do not receive this email within a few minutes of landing on the "Awesome!" page, check your email spam folder.

Registration Confirmation Inbox x

Circle C Homeowners Association <customerservice@ccswim.net> 5:07 PM (8 minutes ago) ☆ ↶ ⋮
to me ▾



Circle C Swim Center
5919 La Crosse Avenue
STE 100
Austin, TX 78739 US
(512) 288-6057



Unit ID: 0103
Tuesday, April 6, 2021 @ 5:07:49 PM

Summary of Payments

Family Swim Lane Reservation- 04/10/21 Saturday
04/10 115PM-230pm
Circle C Swim Center
Brody McKinley

Item	Fees	Discount
04/10/21 - 04/10/21	\$0.00	\$0.00

*****IMPORTANT*****

If you did not see the "Awesome!" page and you did not receive the confirmation email, the registration did not go through and your reservation is not complete.

Contact customerservice@ccswim.net if you have questions.